

New Online Screening Module

CommunityResponse®

The screenshot shows a web page for a mental health screening program. At the top right, there are links for 'Home', 'Privacy Policy', and 'About Screening for Mental Health'. A banner image at the top right shows a hand holding a white button labeled 'Help'. The page is divided into three main sections:

- 1 Name of Your Organization:** This section is located in the top banner area.
- 2 Welcome to the Screening Program:** This section contains a welcome message for community organizations, a paragraph of text describing the screening, a link to the organization's privacy policy, and a prominent orange button labeled 'Take an Anonymous Screening'.
- 3 Your Progress:** This section on the right side shows a progress bar with five steps: 'Step 1: Welcome' (active), 'Step 2: Select a Screening', 'Step 3: Demographics', 'Step 4: Screening', and 'Step 5: Results & Recommendations'. Below the progress bar are 'Change Language' buttons for 'English' and 'Español'.

At the bottom of the page, there is a footer with copyright information, a disclaimer, terms of use, and technical assistance contact information.

- 1 A sample of your organization's welcome page. The top banner is completely customizable. You can add your logo, a picture of your office, or your organization's name.
- 2 Customizable "Welcome" message.
- 3 Progress bar indicates each phase of the screening tool.

Name of Your Organization



Choose a Screening

1 Not Sure? Tell us how you're feeling

I have been...

Continue

2 Select a specific screening

Select one...

Continue

OR

Your Progress

Step 2 of 5

- Step 1: Welcome
- Step 2: Select a Screening
- Step 3: Demographics
- Step 4: Screening
- Step 5: Results & Recommendations

- 1 Users are now guided to select the appropriate screening based on how they have been feeling lately.
- 2 Users have a second option of selecting a specific screening directly.

Home | Privacy Policy | About Screening for Mental Health

Name of Your Organization

Help

Results & Recommendations

[Print Your Results](#)

Depression

Your screening results are not consistent with symptoms of depression. However, if you are still concerned and think you may need help, see a mental health professional or a clinician for a complete evaluation.

Although your results are not consistent with symptoms of bipolar disorder, you can take the bipolar screening (Mood Disorder Questionnaire*) for a more thorough screening.

Do you think you are going to seek further evaluation?

Yes No No Response

[Submit Your Answer](#) (You will not leave this page)

Your Progress

Step 5 of 5

- Step 1: Welcome ✓
- Step 2: Select a Screening ✓
- Step 3: Demographics ✓
- Step 4: Screening ✓
- Step 5: Results & Recommendations

Related Articles

- [Depression Fact Sheet](#)
- [NARSAD Facts About Depression](#)

- 1 Option to print results and answers to questions in a new window.
- 2 Related articles with fact sheets based on the screening taken.
- 3 Question assessing next steps.

1 Resources

You can customize the referral message with information about your organization, other community services and can include links for more information.

Thank you for completing the screening. To schedule a follow-up meeting with a health professional, which will include a confidential discussion of screening results and available resources, please call us at: 888-888-888. If you are having a serious mental health crisis, you should contact the nearest hospital emergency room as soon as possible.

3 Other Screening Options

Since people can suffer from more than one disorder at the same time, or one can cause symptoms that seem like the other, you may want to take all screenings offered:

[Alcohol](#)

[Bipolar Disorder](#)

[Eating Disorders](#)

[Generalized Anxiety Disorder](#)

[Posttraumatic Stress Disorder](#)

[Brief Screen for Adolescent Depression](#)

2 Give Us Feedback

Let us know what you thought of this screen by filling out a short anonymous feedback survey.

[Take the Feedback Survey](#)

1 Customizable referral message with contact information for your organization.

2 Option to provide feedback on the usefulness of the online tool.

3 Links to take additional screenings.



Account Administration & Reporting Module

1 Username:

Password:

©2009 Screening for Mental Health

- 1 Password-protected access to administration module, where you can run reports and customize welcome and referral messages.

[Find a Client >](#)

Sample NASD Online

Account Information

Modules

Customize

Scheduled Reports

Reporting

Administrator & Screening Access Information

Screening Access Information

Module Link:

1

Administrator Login

* Username:

* Password:

Screening Keyword:

Screening Alias:

2

Screening(s) for this Module

Available Screening Languages

©2009 Screening for Mental Health

[Contact Us](#) | [About SMH](#)

- 1 Module Link: option to send your webmaster the direct link to the online screening. URL bypasses the login page.
- 2 Screenings are available for depression, bipolar disorder, generalized anxiety disorder, posttraumatic stress disorder, alcohol use disorders, and eating disorders.

Sample NASD Online





Account Information Modules Customize Scheduled Reports Reporting

Choose a Language to Customize: English



▼ Welcome Page (required)

Welcome Page Title: Welcome to the Screening Program

Welcome Page Text

B *I*    

Welcome to the Community online screening for depression, bipolar disorder, generalized anxiety disorder, post-traumatic stress disorder and alcohol use. This free screening is made available to all community members and is taken anonymously. The screening is provided so that you may quickly and easily find out whether or not professional consultation would be helpful to you.

 Design  HTML

▼ Referral Information (required)

▼ Other Information (optional)

▼ Additional Demographic Questions (optional)

▼ Module Design (optional)

Submit Cancel Archive

©2009 Screening for Mental Health Contact Us | About SMH

1

1 Ability to greet your community members with a customized welcome message. For example: **Welcome to Your Company's online screening application for depression, eating disorders, and alcohol use disorders. This anonymous program is made available to all local residents. The screening is provided so that you may quickly and easily find out whether or not you should follow up with a health professional.**

1

▼ Referral Information (required)

▼ Other Information (optional)

▼ Additional Demographic Questions (optional)

+ Add Question Refresh

Question Order	Question		
▼ 1	Are you currently employed?	Edit	Delete

+ Add Answer Refresh

AnswerOrder	Answer Text	
0	yes	Update Cancel

▼ Module Design (optional)

1 Option to add additional demographic questions.

Module Design (optional)

Add a Logo or Text
Customize the left side of the screening tool banner with a company/institution name or welcome note or upload a logo.

Upload a Logo

Add Text

Add a Banner or Text
Customize the right side of the screening tool banner with an image or text.

Upload a Banner

Add Text

Accent Color:

Heading Color:

Font Color:

- 1 Add your logo or the name of your organization.
- 2 Add a photo of your organization or company colors.
- 3 You can choose the accent, heading and font colors to match your company colors.

1 Automatic reports

Utilization Report: Automatically send a utilization report.

Weekly Monthly Quarterly

To the following people (enter one or more email addresses separated by commas):

2 Manual reports

Select Screening Type

Depression Eating Disorders
 Alcohol Generalized Anxiety Disorder
 Bipolar Disorder Posttraumatic Stress Disorder

3 Select Site Type

College
 Employer/Healthcare
 Community
 Military

Select Languages

English
 Español
 Portugués

Start Date:

End Date:

- 1 Have automatic utilization emailed to you either weekly, monthly, or quarterly.
- 2 Run manual reports for a more specific timeframe
- 3 Run multiple reports at once.